




SMT Planar Transformer

For TI UCC2897 12 V/150 W
Active Clamp Forward



- Developed for Texas Instruments UCC2897 Active Clamp Forward (PMP9720 reference design)
- Designed for 48 – 60 Vdc input; 12 V, 13 A
- High efficiency; excellent DCR; very low leakage inductance; 1500 Vrms, one minute primary to secondary isolation.
- Provides 0.009" (0.229 mm) clearance above the seating plane

Core material Ferrite

Terminations Matte tin over nickel over brass.

Weight 12.7 g

Ambient temperature –40°C to +125°C

Maximum part temperature +165°C (ambient + temp rise)

Storage temperature Component: –40°C to +125°C.

Tray packaging: –40°C to +80°C

Resistance to soldering heat Max three 40 second reflows at +260°C, parts cooled to room temperature between cycles

Moisture Sensitivity Level (MSL) 1 (unlimited floor life at <30°C / 85% relative humidity)

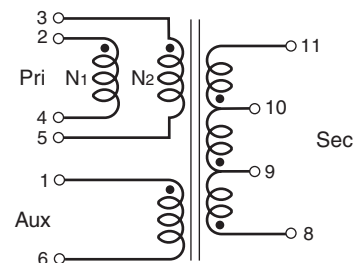
Packaging 36 per tray

PCB washing Tested to MIL-STD-202 Method 215 plus an additional aqueous wash. See [Doc787_PCB_Washing.pdf](#).

Part number	Turns				Primary inductance ¹ ±20 (µH)	Leakage inductance ² max (µH)	DCR max (mOhms)			Volt-time product typ ⁴ (Vµsec)	Output ⁵
	N ₁	N ₂	Sec	Aux			Pri ³	Sec	Aux		
RA7040-AL	6	6	3	3	50	0.55	10.75	4.25	61.1	100	12 V, 13 A

1. Inductance is for the primary, measured on Agilent/HP 4284A at 200 kHz, 0.5 Vrms, 0 Adc with primary windings connected in parallel.
2. Leakage Inductance is for the primary, measured at 200 kHz, 0.5 Vrms, 0 Adc with primary windings connected in parallel and all secondary pins shorted.
3. Primary DCR measured with primary windings connected in parallel
4. Volt-time product is based on primary windings connected in parallel.
5. Output of the secondary, 12 V 13 A, is from pins 11 – 8, Output of the aux winding is 12 V.
6. Electrical specifications at 25°C.

Refer to Doc 362 "Soldering Surface Mount Components" before soldering.



Primary windings to be connected in parallel on the PC board.



www.coilcraft.com

US +1-847-639-6400 sales@coilcraft.com
UK +44-1236-730595 sales@coilcraft-europe.com
Taiwan +886-2-2264 3646 sales@coilcraft.com.tw
China +86-21-6218 8074 sales@coilcraft.com.cn
Singapore + 65-6484 8412 sales@coilcraft.com.sg

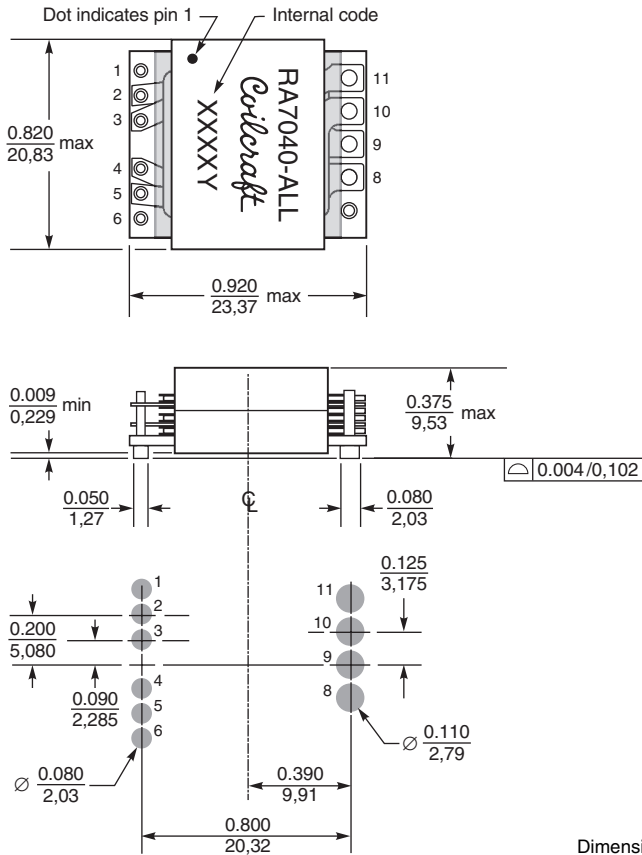
Document 1257-1 Revised 06/03/22

© Coilcraft Inc. 2022

This product may not be used in medical or high risk applications without prior Coilcraft approval. Specification subject to change without notice. Please check web site for latest information.



RA7040-AL SMT Planar Transformer



Recommended Land Pattern



US +1-847-639-6400 sales@coilcraft.com
UK +44-1236-730595 sales@coilcraft-europe.com
Taiwan +886-2-2264 3646 sales@coilcraft.com.tw
China +86-21-6218 8074 sales@coilcraft.com.cn
Singapore + 65-6484 8412 sales@coilcraft.com.sg

Document 1257-2 Revised 04/02/15

© Coilcraft Inc. 2022

This product may not be used in medical or high risk applications without prior Coilcraft approval. Specification subject to change without notice. Please check web site for latest information.